



**SANY**

Moving Tomorrow, Today!



# WHEN AGILITY COUNTS

SMALL. POWERFUL. FOR EFFICIENCY IN THE SMALLEST OF SPACES.

CONSTRUCTION MACHINERY



## MINI EXCAVATORS **SY26U**

Engine  
YANMAR 3TNV80F  
Rated power  
15.2 kW / 2500 rpm  
Bucket capacity  
0.06 m<sup>3</sup>  
Operating mass  
2760 kg



For challenging tasks, you need a first-class partner

Quality comes from experience. And from new ideas. This is why we combine these two crucial factors at SANY. This is because we are one of the world's leading producers, having sold more than 250000 excavators in 10 years. This means that you can always rely on sophisticated products that have been tried and tested in practice. An impressive 5–7% of our annual turnover is dedicated to research and development. This is why we give you not only our word, but also our extraordinary five-year warranty as a guarantee of how powerful and robust our products are.



**GLOBAL #1**  
IN EXCAVATOR SALES IN 2020!

**98,705**  
EXCAVATORS SOLD GLOBALLY

**15%**  
GLOBAL MARKET SHARE

**FIVE-YEAR**  
**WARRANTY\***

Moving Tomorrow, Today!

\* Applicable in certain markets, please check with your local dealer.

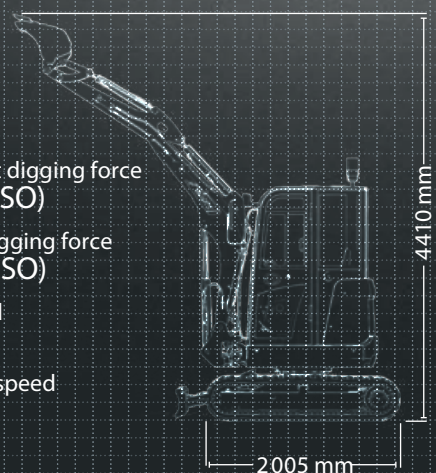
**SY26U**  
HARD FACTS

Max. bucket digging force  
27.9 kN (ISO)

Max. arm digging force  
14.2 kN (ISO)

Swingspeed  
10 rpm

Max. travel speed  
4.5 km/h



**THE MOST COMPACT COMBI-  
NATION OF PERFORMANCE  
AND FUNCTIONALITY**

The "small" machines from SANY have always been among the greatest when it comes to cost effectiveness and efficiency – it's no different for the new SY26U mini excavator. It's in its element wherever it can demonstrate its speed and power, even in confined spaces. Its manoeuvrability and extremely precise control are also impressive in road

construction, horticulture and landscaping. The new small model shows its strengths even when just travelling to the workplace, as its comparatively low weight and compact dimensions allow for fast and safe loading and unloading. The SY26U is also available with cab or as a canopy version.\*

\* The following texts in the brochure refer to both the cabin version and the canopy version of the SY26U.





# TOP PROPERTIES

ECONOMY

# FOR INTELLIGENT MINDS – PRODUCTIVITY MADE SIMPLE

The new SY26U boasts a whole host of properties that allow you to make crucial savings. These include, for example, the advanced load-sensing hydraulic system designed to improve speed and performance whilst simultaneously reducing fuel consumption.


# SY26U

## DIMENSIONS

If you want to set your sights high, you will have to dig down deep

You won't reach your limits in a hurry with the new SANY mini excavator. The robust boom design and carefully considered weight distribution allows a maximum horizontal reach of 4850mm, a maximum vertical reach of 4410 mm and an excavation depth of 2820 mm.

Its structure as a short-tail-swing machine ensures that it can work well and quickly even on construction sites where space is tight.



**Absolute reliability –  
for peace of mind!**

SANY's five-year warranty\* gives you the assurance that you can fully count on your equipment.

\* With participating partners

## QUALITY

Robust reliability – even the small models from SANY can work powerfully, meaning that it must be able to withstand enough. This is why they are built and machined solidly from the ground up, for example with highly precise robot-welded seams, for example.

## USER EXPERIENCE

Always making work easier – everyday work can be demanding for the excavator operator. We make it all a bit easier, for example, thanks to the comfortable air-suspension seat or the large high-resolution colour monitor.

## DIMENSIONS

Small powerhouse – with its compact dimensions and manoeuvrability, the short-tail-swing excavator can do its job best where space is tight, and the smart swivel bracket solution lends it increased agility.



## QUALITY

**Robustness included.  
And a five-year warranty**

From the choice of materials and the design, right through to the workmanship, durability and robustness is a priority for all SANY mini excavators. They have been tried and tested time and again in tough practical applications. For example, all cladding parts are made solely of sheet metal, which makes them particularly long-lasting and easy to repair when necessary. And the five-year warranty gives you the peace of mind that you can fully count on your equipment.

Cleverly thought out – even when the cab doors are open, they still fit within the machine's turning radius.



## SAFETY

Inherently safe – the SY26U is equipped with numerous safety details as standard. These include lockable covers and a battery disconnection switch, and the cylinder protection on the boom.

## COMPONENTS

Improved details – good visibility is the foundation for good work. Powerful LED work lights illuminate the work area evenly. The YANMAR drive unit also impresses thanks to its reliability and power.

## ECONOMY

Cost effectiveness as a benchmark – the efficient load-sensing hydraulic system controls the variable flow rate of the piston pumps, thereby guaranteeing sufficient power to carry out all operations smoothly and safely, as only the required power is provided





USER EXPERIENCE

Convenient maintenance is at the top of the agenda thanks to rear access

The wide-opening engine bonnet and the clear arrangement of the key components in the centre make maintenance and service quick and easy; the air filter, water separator, oil dipstick and oil filler neck are especially easy to reach.

SAFETY

Operating excavators by sight – truly impressive

A good view of outside is indispensable if you are to perform your work accurately and quickly. The SY26U's cab offers the operator a wide field of view, allowing them to keep an eye on all areas and work steps. The entire work area can be controlled with ease thanks to the large front, side and rear windows, without the driver having to get out of their seat. If work on a construction site takes a little longer, the LED headlights illuminate everything perfectly. Further advantages of this system include its low energy consumption and a much longer service life.



Our highlights – the added benefits SANY offers you:

- + Two auxiliary proportional control circuits as standard
- + Quiet and low-vibration engine
- + Large monitor
- + Efficient load-sensing hydraulic system
- + Responsive, precise control
- + LED work lighting
- + Air-suspension seat
- + Clear displays
- + Optimal visibility on all sides
- + ROPS/FOPS-certified for safety in operation
- + Cab or canopy version



USER EXPERIENCE

# TOP MARKS FOR YOUR NEW WORKPLACE

Safety, comfort, ergonomics... this cockpit has everything you need to make your day-to-day work more convenient and simple. This starts when you enter the cab, which you can do comfortably and safely. And after that? Handling is simply effortless. Not only because the interior has a carefully considered ergonomic design but also because it offers you a lot of scope to respond. It is also convenient and comfortable thanks to the perfectly designed ventilation system and full seating comfort, due to the seat suspension. In addition, all displays can be read effortlessly on the large, high-resolution colour screen, while the wide field of view provides you with perfect visibility on all sides.

The two auxiliary control circuits allow the adaptation of various attachment devices. This means tilt buckets can also be attached in addition to the backhoe, in the case of fully integrated control. As two auxiliary control circuits are available, operating gripper tongs is no problem at all; the gripper tongs can be turned using one side of the joystick, and can be opened and closed using the other. Of course, it is also possible to operate a hammer, thanks to the standard hammer valve. This means you and the machine can be ready for any application.

ECONOMY

# SY26U CANOPY: OPEN TO MORE OPTIONS

Same technology, same performance – the SY26U is also available as a canopy version. With a perfect view outside of the work area and, of course, with safety precautions in accordance with the current safety directives.





## ENGINE

Model	YANMAR 3TNV80F
Typ	Water-cooled three-stroke diesel engine with turbulence chamber fuel injection
Exhaust emissions	Stage V
Rated power	15.2 kW / 2500 rpm
Max. torque	65.6 Nm / 1793 rpm
Displacement	1 267 ccm
Batteries	1 × 12 V / 60 Ah

## HYDRAULIC SYSTEM

Mainpump	Variable displacement axial piston pump
Max. oilflow	81 l/min
Max. oilflow (AUX 1)	42.5 l/min
Max. oilflow (AUX 2)	42.5 l/min
Travelmotor	Variable displacement axial piston motor
Rotation device	Axial piston motor with parking brake

## SERVICE REFILL CAPACITIES

Fuel tank	34 l
Engine coolant	4.1 l
Engine oil	3.4 l
Drive (per side)	0.6 l
Hydraulicsystem	45 l
Hydraulic oil tank	30 l

## PERFORMANCE

Swingspeed	10 rpm
Max. travel speed	High 4.5 km/h, slow 2.6 km/h
Max. travel force	20 kN
Gradeability	0.06 m <sup>3</sup>
Bucket capacity	0.26 kg/cm <sup>2</sup>
Groundpressure	25°
Bucket digging force ISO	27.9 KN
Arm digging force ISO	14.2 KN

## OPERATING MASS

SY26U	2760 kg
SY26U Canopy	2700 kg

## UNDER AND UPPER STRUCTURE

Boom length	2 100 mm
Arm length	1 300 mm
Bottomrollers	3
Rotation device	Axial piston motor with planetary gear running in oil bath and single-row slewing ring. Spring-loaded slewing gear parking brake, hydraulically released.
Undercarriage	Reinforced lower structure with larger dimensions. Welded drive frame in box design made of special material. Side frame welded to the drive frame.

## RELIEF VALVE SETTINGS

Implement circuit	245 bar
Swing circuit	196 bar
Travel circuit	245 bar
Pilot pressure	35 bar

## LIFTING CAPACITIES OF LOWER DOZER BLADE

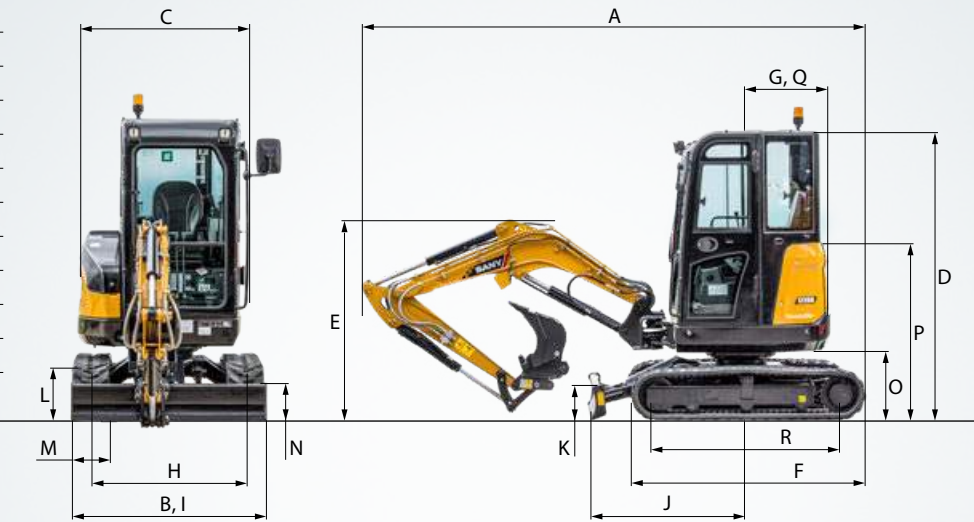
Load point height	Radius			Digging reach	
	2,0 m	3,0 m	4,0 m	Max.	mm
4,0 m kg				693	584 2590
3,0 m kg		623	470	540	365 3550
2,0 m kg		707	459 501	493	282 4000
1,0 m kg		937	421 717	507	256 4180
Ground line kg	1521	715 1095	398 732	267	582 263 4045
-1,0 m kg	1807	722 1012	395		730 316 3560
-2,0 m kg	883	786			609 576 2420

## LIFTING CAPACITIES OF UPPER DOZER BLADE

Load point height	Radius			Digging reach	
	2,0 m	3,0 m	4,0 m	Max.	mm
4,0 m kg				693	584 2590
3,0 m kg		564	470	438	365 3550
2,0 m kg		549	459 340	282	340 282 4000
1,0 m kg		515	421 332	274	310 256 4180
Ground line kg	910	715 488	398 324	267	320 263 4045
-1,0 m kg	917	722 485	395		385 316 3560
-2,0 m kg	883	786			609 576 2420


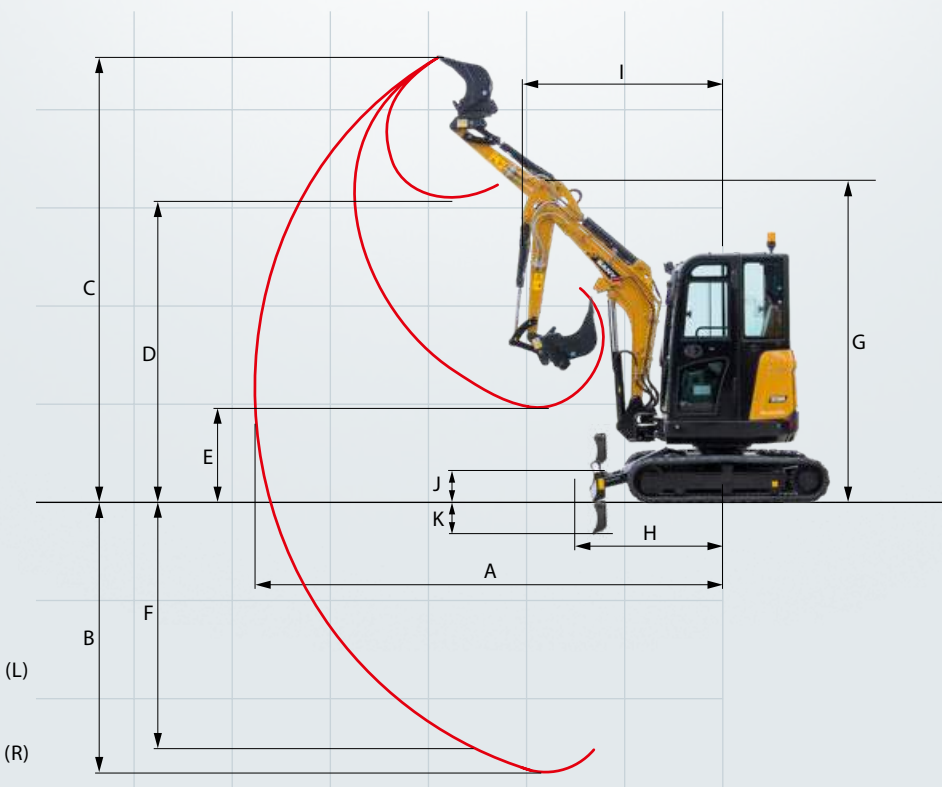
## DIMENSIONS (TRANSPORT)

A Transport length	4 285 mm
B Transport width	1 550 mm
C Upperstructure carriage	1 375 mm
D Height over cabin/ROPS	2 430 mm
E Height of Boom – transport	1 620 mm
F Overall length of crawler	2 005 mm
G Tail length	775 mm
H Track gauge	1 250 mm
I Undercarriage width (blade)	1 550 mm
J Horizontal distance to blade	1 295 mm
K Blade height	300 mm
L Track height	445 mm
M Track pads width	300 mm
N Min. ground clearance	290 mm
O Counterweight clearance	555 mm
P Engine cover height	1 460 mm
Q Tail swing radius	775 mm
R Center distance of tumbler	1 560 mm



## WORKING AREA

A Max. digging reach	4 850 mm
B Max. digging depth	2 820 mm
C Max. digging height	4 410 mm
D Max. dumping height	3 100 mm
E Min. dumping height	940 mm
F Max. vertical digging depth	2 585 mm
G Overall height over arm by min. swing radius	3 200 mm
H Arm head distance with work equipment retracted as far as possible	1 490 mm
I Swing radius by max. boomsing (L)	1 760 mm
Swing radius by max. boomsing (R)	1 795 mm
Min. swing radius	2 110 mm
J Max. clearance when blade up	360 mm
K Max. depth of blade down	380 mm
L Offset boom (L)	765 mm
Offset boom (R)	508 mm
Max. boom-swing angle (L)	67°
Max. boom-swing angle (R)	45°





Powerful and mobile – the SY26U is well-equipped by its very nature!

It has everything it needs to become an indispensable aid. Its impressive properties include not only its power and endurance, but also the precise response characteristics of all the components thanks to the sophisticated hydraulic system. Outstanding performance for a fair price: That's what we call cost-effective.



# A SERVICE YOU CAN RELY ON

Just as we do with our excavators, we also demand high quality and reliability of our service products. This underlines our equipment's performance in terms of their durability and their excellent price-performance ratio. After all, maintenance is crucial

for efficiency, cost-effectiveness and safety. Your SANY dealer is happy to help you with a comprehensive range of services to ensure that your machine continues operating efficiently in the long term.

## OPERATORS COMFORT / CABIN

Heater	•	
Radio and speaker	•	
USB Socket (music)	•	
Armrests (adjustable)	•	•
12v outlets	•	•
Wiper	•	
AUX 1 on Joystick	•	•
AUX 2 on Joystick	•	•
Suspended seat	•	•
8 stored hydraulic settings for attachments	•	•
Removable front-window	•	

## WORKING LIGHTS

Lights - front (LED)	•	•
Lights - boom (LED)	•	•

## UNDERCARRIAGE

Rubber tracks 300 mm	•	•
Steel tracks	opt.	opt.
Holes/loops for fixing	•	•

## ENGINE

Diesel filter	•	•
Cage or storage for grease gun	•	•
Airfilter guard	•	•
Airfilter	•	•

## HYDRAULIC SYSTEM

Swing brake	•	•
2 speed travel	•	•
Mainfilter	•	•
Hydr. Pre-pressure operating joysticks	•	•
Filter for pre-pressure circle	•	•

## SAFETY

Battery master switch	•	•
Travel Alarm	•	•
Beaconlamp	•	•

## WORKING EQUIPMENT

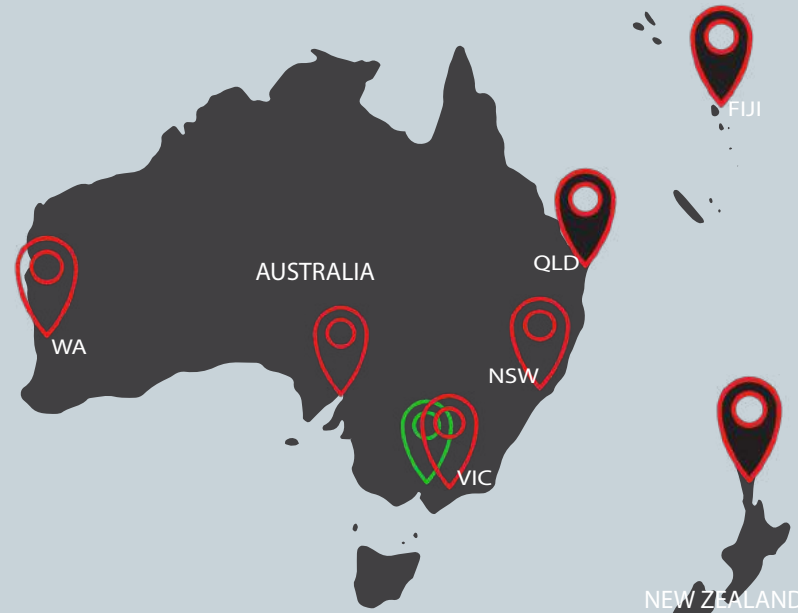
Breaker&Shear line proportional on Joystick with piping	•	•
Rotation line proportional on Joystick with piping	•	•
Flow adjustment for attachments	•	•
Double acting circuit for hydraulic quick coupler with piping	opt.	opt.
Boom and arm load holding valves with overload indicator	opt.	opt.

SY26U • SY26U Canopy\*

The standard and special options differ depending on the country in which the mini excavator is delivered. If you have any questions, please contact your dealer directly.

## SANY – flexible, fast and always there for you

Rapid assistance, tailored advice and a reliable supply of original parts – that is what we mean by a premium service.



## The added benefits SANY offers you:

- ✦ Fast supply thanks to the central warehouse near Cologne
- ✦ More than 15,000 spare parts to make your machine highly reliable
- ✦ Expert knowledge for optimal supply for your machine
- ✦ Thanks to SANY's special training programme, our dealers are always kept up-to-date so that they can face all technical challenges.



## Parts supply – quick and reliable

With the purchase of a SANY mini excavator you have made an investment in the future. Fast availability of spare parts is your guarantee of minimal downtimes and failure times.



## Detailed information in black and white

Handbooks and documents are available for all SANY mini excavators, and these can help you with operation, maintenance, servicing and repairs. These include operating and maintenance instructions and technical specifications.

# COMPACT POWERHOUSE FOR THE FINER DETAILS

Intricate tasks on construction sites in towns and cities or in horticulture and landscaping depend on manoeuvrability and precise control. This, combined with a great deal of power, makes the SY26U a high-quality power house, and therefore a reliable partner for you.

## ROBUST RELIABILITY

High-quality materials and careful machining guarantee the highest degree of solidity and stability even under stress.

## ALWAYS COMFORTABLE

Whether with cab or as a canopy – the cockpit is equipped with comprehensive comfort equipment, making it easy for the operator to maintain concentration throughout the day.

## SMALL POWERHOUSE

Thanks to its compact design, the SY26U greatly simplifies working on confined construction sites. With its compact dimensions, it offers the best conditions to be easily attached to a car trailer.

## INHERENTLY SAFE

Maximum safety for drivers, the construction site environment and the machine itself is integrated on-board as standard. This means you can count not only on the protection of people and machines, but also on an optimum level of operational safety.

## IMPROVED DETAILS

The extensive standard features and equipment with high-quality components from tried and tested brand manufacturers make the SY26U a reliable partner and the machine a universal marvel in virtually every application.

## TECHNICAL HIGHLIGHTS

Engine	YANMAR 3TNV80F
Rated power	15.2 kW / 2500 rpm
Max. torque	65.6 Nm / 1793 rpm
Max. travel speed	4.5 km/h
Swingspeed	10 rpm
Main pump	Variable displ. axial piston pump
Max. oil flow	81 l/min

## COST EFFECTIVENESS AS A BENCHMARK

The smart control system adapts the pump power to the available engine power. For greater efficiency of the hydraulic system and reduced fuel consumption.

## “AGILE - JUST LIKE WE NEED IT!”

Not all products are available in all markets. As part of our continuous improvement process, we reserve the right to modify specifications and designs without giving prior notice. The figures may contain additional options.



Moving Tomorrow, Today!

SANY Australia & New Zealand  
21 Efficient Drive,  
Truganina, VIC 3029  
T: 1300 888 316

sales@sany-aus.com  
www.sanyaustalia.com.au